

## HEAVY DUTY COUNTERTOP GAS GRIDDLES

□ BPHTG-2424i □ BPHTG-2436i □ BPHTG-2448i □ BPHTG-2460i □ BPHTG-2472i



BPHTG-2436i

### Standard Features

- 1" thick griddle plate
- 24" deep grilling surface
- Heavy gauge, hand-welded, heat-resistant steel combustion chamber
- 33,000 BTUH burners every 12"
- Up to 198,000 total BTUH in natural or LP gas
- Individually operated burner valves with manual, thermostatic/snap-action controls
- Stainless and aluminized steel exterior
- Stainless steel, landing ledge
- Stainless steel welded splash guards
- Low profile, counter top design – only 12 1/8" to grilling surface
- Front grease trough
- Stainless steel, slide-out grease pan
- Heavy duty 4" adjustable legs
- 3/4" (19mm) NPT rear gas connection
- Limited 2 year warranty

### Design Features

- Gas counter top griddles with a low profile design that are only 13 1/8" tall to grilling surface making them ideal for use on refrigerated cabinets or counter tops.
- HD Series Griddles are designed to mix and match with the HD or XX series Char Broilers and HD Series counter top ranges.
- The griddle plate is 1" thick (25.4mm) and 24" deep (610mm), polished, cold-rolled steel. Six widths are available from 24" (610mm) to 72" (1829mm) in one foot increments.
- The HD Series features high-performance, energy-efficient, 33,000 BTUH burners located every 12" with individual, operator-controlled valves and are available in two control types: manual or thermostatic.
- The interior combustion chamber is heavy-duty heat resistant 11 and 16 gauge steel, and is hand welded for strength and durability.
- Standard features include stainless and aluminized steel exterior, spatula-width front grease trough, stainless steel landing ledge and large capacity, slide-out grease pan. Additional features include individual 3/4" NPT rear gas connection in natural or LP gas, pressure regulator and 4" adjustable heavy-duty legs. Stainless steel splash guards are continuously welded to the griddle plates.
- 2 year limited warranty

### Options & Accessories

- Stainless steel front-mounted work deck with or without sauce pan cut-outs
- Gas connector hoses
- Equipment stands with or without casters

### Certifications



# HEAVY DUTY COUNTERTOP GAS GRIDDLES

3/4" NPT Gas Connection

## PRODUCT SPECIFICATIONS

### Gas Information:

Natural or LP.

**Must specify type of gas and elevation if over 2000 ft. when ordering.**

### Gas Supply:

BPHTG-2424i	80,000 BTHU	KW 23.4
BPHTG-2436i	120,000 BTHU	KW 35.1
BPHTG-2448i	160,000 BTHU	KW 46.8
BPHTG-2460i	200,000 BTHU	KW 58.6
BPHTG-2472i	240,000 BTHU	KW 70.3

### Overall Dimensions:

BPHTG-2424i	24" W x 33 7/8" D x 15 7/32" H
BPHTG-2436i	36" W x 33 7/8" D x 15 7/32" H
BPHTG-2448i	48" W x 33 7/8" D x 15 7/32" H
BPHTG-2460i	60" W x 33 7/8" D x 15 7/32" H
BPHTG-2472i	72" W x 33 7/8" D x 15 7/32" H

### Grilling Area Dimensions

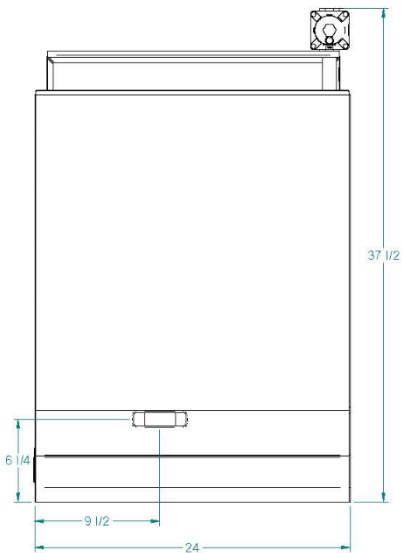
BPHTG-2424i	24" x 24" 2 Burners
BPHTG-2436i	24" x 36" 3 Burners
BPHTG-2448i	24" x 48" 4 Burners
BPHTG-2460i	24" x 60" 5 Burners
BPHTG-2472i	24" x 72" 6 Burners

### Shipping:

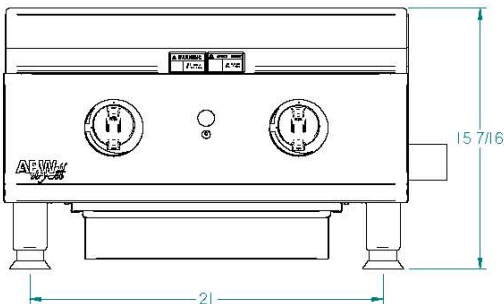
BPHTG-2424i	308 lbs (139.7kg)
BPHTG-2436i	470 lbs (213.2kg)
BPHTG-2448i	543 lbs (246.3kg)
BPHTG-2460i	655 lbs (297.1kg)
BPHTG-2472i	770 lbs (349.3kg)

**Freight Class:** 85

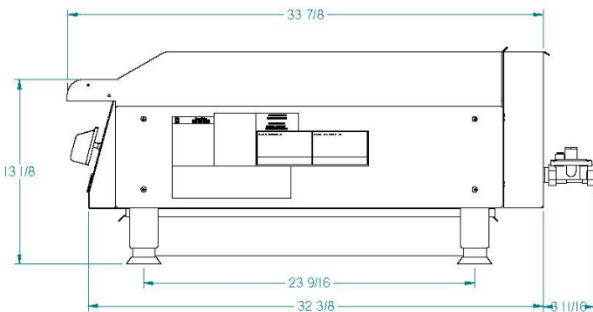
**FOB:** Standex Dock



TOP VIEW



Front View



SIDE VIEW

*Continuous product improvement is a policy of Bakers Pride Oven Company. Therefore, specifications and design are subject to change without notification*