



# BEVERAGE-AIR

3779 Champion Blvd., Winston-Salem, NC 27105  
1-888-845-9800 Fax# 1-336-245-6453  
<http://www.Beverage-Air.com>

**CUSTOMER'S CHOICE FOR A *HOT* KITCHEN**  
**Tested & Certified to Ambient Class of 100°F**

Item No. \_\_\_\_\_  
Quantity \_\_\_\_\_

**BOTTOM MOUNTED  
REACH-IN FREEZERS**  
Horizon Series  
Full Glass & Half Glass Doors

**MODEL:**  
HBF23-1-G / HBF23-1-HG  
HBF27-1-G  
HBF44-1-G  
HBF49-1-G  
HBF72-1-G

## 3 Year Parts/Labor Warranty Additional 2 Year Compressor Warranty

### CABINET CONSTRUCTION

- Exterior—Stainless steel interior and exterior standard.
- Insulation—foamed-in-place CFC and HCFC-free polyurethane insulation.
- One-piece grille allows easy removal/installation for preventative maintenance.

### ELECTRONIC CONTROL

- Electronic thermostat with manual defrost button provides a digital display of cabinet temperatures, which includes status indicators and key pad for any necessary temperature adjustments.

### REFRIGERATION SYSTEM

- Bottom mount balanced refrigeration system for better ergonomics.
- Automatic condensate evaporation system for energy efficiency.
- Forced-air system ensures uniform distribution of airflow throughout the entire cabinet to ensure even product temperatures. Solid door models are designed to maintain 0°F at 100°F ambient according to NSF7; Glass door models are designed for -10°F at 86°F ambient and -15°F at 75°F ambient.
- Self-contained refrigeration system uses environmentally friendly (CFC and HCFC-free) R404A refrigerant.
- Defrost system is automatic, time-initiated and temperature terminated operation.

### DOORS

- Choose from full glass and half glass doors (available only on the HBF23)
- Anti-microbial door handles
- Spring-loaded hinges standard. Positive seal self-closing door(s) with 120° stay open feature.
- Plug-in magnetic door gaskets of one piece construction, removable without tools for ease of cleaning.

### SHELVING

- Three (3) heavy duty epoxy coated wire shelves per section standard. Four (4) shelf clips included per shelf (field installed).
- Shelves are adjustable in ½" increments.

### MODEL FEATURES

- LED lighting standard
- 6" heavy-duty casters included, two with brakes standard. 3" casters or 6" legs optional.
- Pre-wired plug for 115/60/1 phase.  
**HBF72-5-G powered by 115/208-230 volts is designed for field wiring (requires 4-wire electrical circuit, hard-wired).**
- Epoxy coated evaporator prevents corrosion.
- UL-EPH and CUL for open food product.



**HBF23-1-HG**

Available From:



\*Note: Not all markings may apply to all model variations.

<b>Model Specified</b> _____	<b>Store#</b> _____
<b>Location</b> _____	<b>Quantity</b> _____



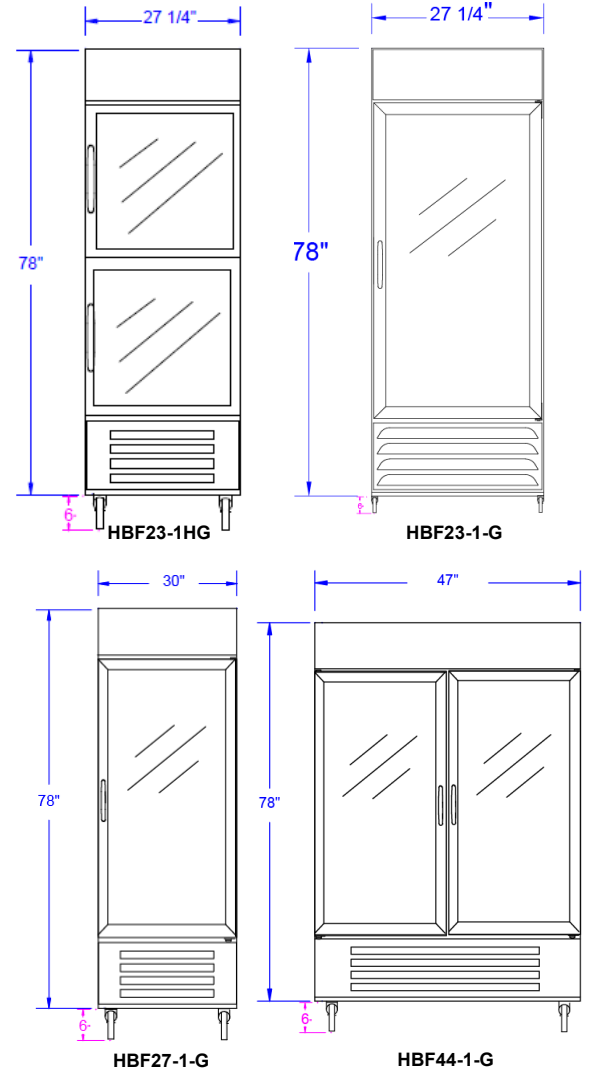
**BEVERAGE-AIR**

**Horizon Bottom Mount Freezers**

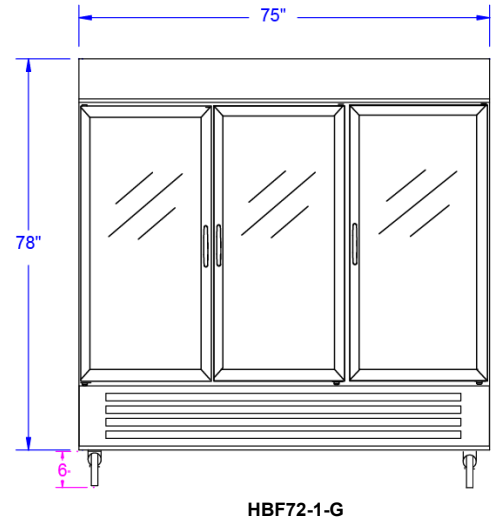
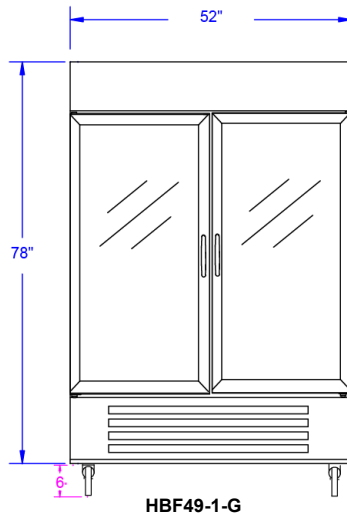
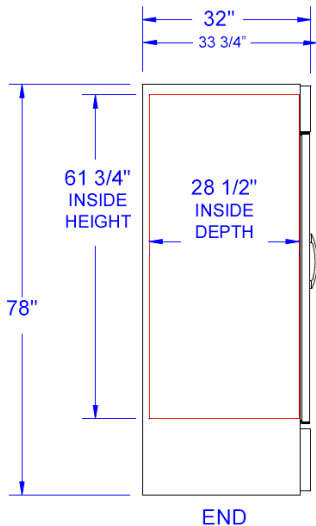
**Models: HBF23, HBF27, HBF44, HBF49, HBF72**

MODEL	HBF23	HBF27	HBF44	HBF49	HBF72
<b>EXTERNAL DIMENSIONAL DATA</b>					
Length Overall (inches)	27 1/4"	30"	47"	52"	75"
Length Overall (mm)	692	762	1193	1321	1905
Depth Overall (inches) - includes handle	33 3/4"	33 3/4"	33 3/4"	33 3/4"	33 3/4"
Depth Overall (mm) - includes handle	857	857	857	857	857
Height Overall— (inches) / (mm)	78" / 1981	78" / 1981	78" / 1981	78" / 1981	78" / 1981
<i>Add 6" for legs or casters</i>					
Number of doors	1	1	2	2	3
Depth with Door Open 90 °	60"	60"	60"	60"	60"
<b>INTERNAL DIMENSIONAL DATA</b>					
NET Capacity (cubic ft.)	23	27	44	49	72
NET Capacity (Liters)	651	765	1246	1388	2039
Internal Length Overall (inches)	24"	27"	47"	49"	72"
Internal Length Overall (mm)	610	686	1194	1245	1829
Internal Depth Overall (inches)	28 1/2"	28 1/2"	28 1/2"	28 1/2"	28 1/2"
Internal Depth Overall (mm)	724	724	724	724	724
Internal Height Overall—(inches)	61 3/4"	61 3/4"	61 3/4"	61 3/4"	61 3/4"
Internal Height Overall—(mm)	1569	1569	1569	1569	1569
Number of shelves	3	3	6	6	9
<b>ELECTRICAL DATA</b>					
Full Load Amperes 115/60/1	10.9 A	11.9 A	11.9 A	11.9 A	208-230/11.9 A
<b>REFRIGERATION DATA</b>					
Horsepower	1/2	3/4	3/4	3/4	3/4
<b>WEIGHT DATA</b>					
Gross Weight (Crated lbs) Solid / Glass	300 / 325	373 / 400	515 / 545	530 / 560	715
Gross Weight (Crated kg) Solid / Glass	136 / 147	169 / 181	233 / 247	240 / 254	324

**PLAN VIEWS**



**Note:** Not all markings may apply to all model variations.



**BEVERAGE-AIR® CORPORATION**

3779 Champion Blvd. • Winston-Salem, NC 27105 USA • (336) 245-6400 • Fax (336) 245-6453 • (888) 845-9800 • www.beverage-air.com

Specifications are subject to change without prior notice. 09/16