



SOLID SLIDE LID GLASS & PLATE CHILLERS

ECC – Series

• ECC37 • ECC50 • ECC65

Cabinet Construction

Heavy duty stainless steel countertop, rail and lids, and textured and laminated black vinyl exterior. Galvanized steel interior. 1 3/4" thick high density foamed-in-place polyurethane insulation.

Refrigeration System

- Side mounted condensing unit
- Oversized condenser and evaporator coil cools to set and maintain temperature in minimum time period
- Forced-air cooling with oversized evaporator fan motors providing balanced airflow throughout cabinet to ensure faster frosting of dry glasses and plates
- Removable side panel and slide-out condensing unit for convenient repair and maintenance
- Environmentally friendly CFC free R-134A refrigerant
- Defrost heater controlled by electrical timer
- Copper tube and aluminum in evaporator with anti-corrosive coating
- Energy efficient condensate drain pan assembly heated by high side copper tube
- Pre-wired and ready to plug, 115V/60Hz/1Ph, NEMA 5-15P

Lids, Locks, Openers

- Heavy duty stainless steel, easy glide and removable lids
- 3/4" thick lids, foamed-in-place polyurethane insulation
- Ratchet lock to secure lids (standard)

Shelving

- Epoxy coated floor wire shelves for cold air circulation
- Adjustable epoxy coated wire bin dividers

Temperature Control

- Factory preset temperature, 0 F
- Temperature setting range from - 10 F to 32 F
- Easy to set analog thermostat

Option

- 2 1/2" and 4" diameter casters (3" and 5" overall height)









ECC37



ECC50



ECC65

<ul style="list-style-type: none"> • Project / Customer _____ • Item No. _____ • Model No. _____ 	<p style="text-align: center;">Warranty</p>	<p>3 Year — Parts & Labor 5 Year — Compressor</p>	<p style="text-align: center;">Please visit our website for updated Energy Efficiency information</p> <p style="text-align: center;">201 W. Artesia Blvd, Compton, CA 90220 T. (310) 323-6586, (800) 444-6285 F. (310) 323-7524 www.EVERESTref.com</p>
<p style="text-align: center;">       </p>			

SOLID SLIDE LID GLASS & PLATE CHILLERS

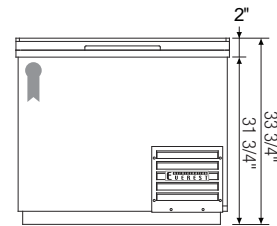
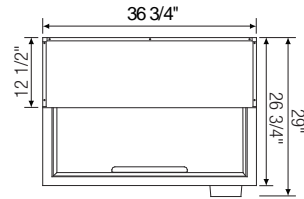
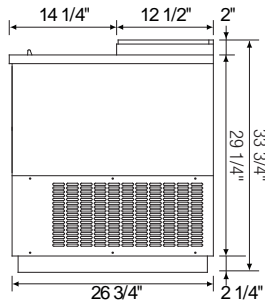


ECC – Series

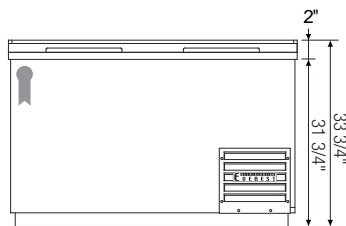
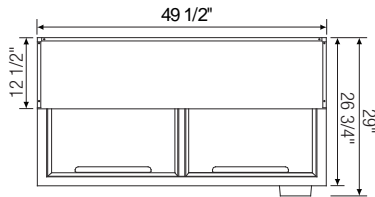
• ECC37 • ECC50 • ECC65

Dimensions

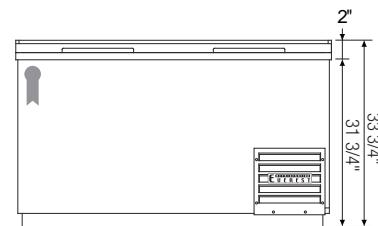
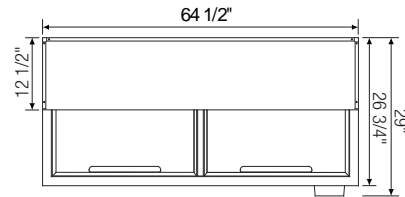
SIDE VIEW



▲ ECC37



▲ ECC50



▲ ECC65

Model	Ref/ Fzr/ Dual	# of Lids	Capacity (Qu.Rt.)	HP	Refrigerant	# of Shelves	Power (V-Hz-Ph)	Amps	Crated Weight (LBS)	Exterior Dimensions (Inches)			Ref = Refrigerator Fzr = Freezer Dual = Ref & Fzr Combo
										L	D	H	
ECC37	Fzr	1	9.30	1/3	R-134A	3	115-60-1	5.20	202	36 3/4	26 3/4	33 3/4	
ECC50	Fzr	2	13.60	1/3+	R-404A	5	115-60-1	5.20	246	49 1/2	26 3/4	33 3/4	
ECC65	Fzr	2	18.90	1/3+	R-404A	7	115-60-1	5.40	282	64 1/2	26 3/4	33 3/4	

Specifications subject to change without notice.

www.EVERESTref.com

201 W. Artesia Blvd, Compton, CA 90220
T. (310) 323-6586, (800) 444-6285 F. (310) 323-7524