

See Spec Sheet for MP Turbo Combi & FW models for information on these models.

- More Power (40% increase over original models), More Torque, More Labor Savings.
- Patented removable stainless steel bell and knife assembly that easily disassembles for unmatched sanitation.
- 9 different models to choose from: MP350 Turbo, MP350 Turbo VV, MP350 Turbo Combi, MP450 Turbo, MP450 Turbo VV, MP450 Turbo Combi, MP450 Turbo FW, MP550 Turbo, MP600 Turbo.
- All models have ergonomically designed handles to reduce operator fatigue, on-off control button on regular models and variable speed control on VV models with lock feature, splash guards, watertight seals, and stainless steel wall support for convenience.
- All metal gear boxes (industry exclusive).
- 1 year "no hassle" replacement warranty.

**TURBO RANGE POWER MIXERS** are ideal for liquefying soups, sauces, pureeing fruits/ vegetables and preparing the smoothest of pates in just minutes!!!



Robot Coupe U.S.A., Inc.  
P.O. Box 16625  
Jackson, MS 39236-6625  
1-800-824-1646 • (601) 898-8411  
FAX: (601) 898-9134  
www.robotcoupeusa.com • e-mail: info@robotcoupeusa.

## Specifications

### SHAFT LENGTH:

- ALL MP350 TURBO MODELS - 14"
- ALL MP450 TURBO MODELS - 18"
- MP550 TURBO - 21"
- MP600 TURBO - 23"

### ELECTRICAL:

- ALL MP350 TURBO MODELS - 120V/60 HZ
- MP450 TURBO V V AND COMBI MODELS - 120V/60 HZ
- MP450TURBO FW - 120V/60 HZ
- MP550 TURBO - 120V/60 HZ
- MP600 TURBO - 120V/60 HZ

### MOTOR:

- MP350 TURBO - 1 HP/660 WATTS/5.5 AMPS/12,000 RPM
- MP350 TURBO V V - 1 HP/660 WATTS/5.5 AMPS/3,000 - 10,000 RPM
- MP350 TURBO COMBI - 1 HP/660 WATTS/5.5 AMPS/500 - 10,000 RPM
- MP450 TURBO MODELS - 1.1 HP/720 WATTS/6 AMPS/ 12,000 RPM
- MP450 TURBO V V - 1.1 HP/720 WATTS/6 AMPS/3,000 - 10,000 RPM
- MP450 TURBO COMBI - 1.1 HP/720 WATTS/6 AMPS/500 - 10,000 RPM
- MP450 TURBO FW - 1.1 HP/720WATTS/6 AMPS/250 - 1,500 RPM
- MP550 TURBO - 1.2 HP/840 WATTS/7 AMPS/12,000 RPM
- MP600 TURBO - 1.5 HP/920 WATTS/7.7 AMPS/12,000 RPM

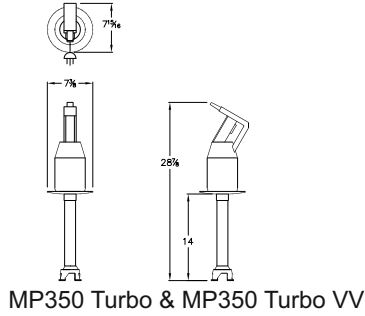
### SWITCHING:

ON/OFF CONTROL BUTTON ON REGULAR MODELS, VARIABLE SPEED CONTROL ON VV MODELS, LOCK BUTTON FOR CONTINUOUS OPERATION, SAFETY BUTTON

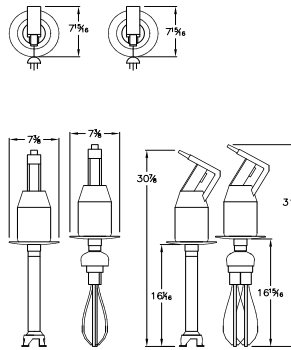
### PROCESSING CAPACITY:

- ALL MP350 TURBO MODELS - UP TO 12.5 GALLONS
- ALL MP450 TURBO MODELS - UP TO 25 GALLONS
- MP550 TURBO - UP TO 50 GALLONS
- MP600 TURBO - UP TO 75 GALLONS

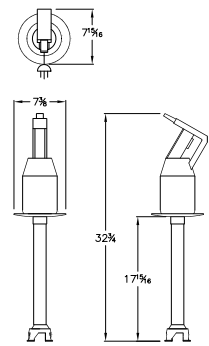
STANDARDS: ETL electrical & sanitation, cETL (Canada)



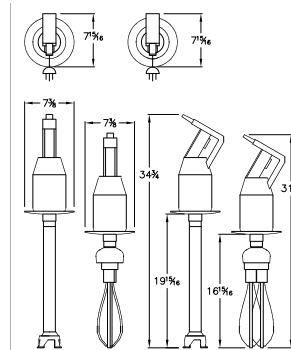
MP350 Turbo & MP350 Turbo VV



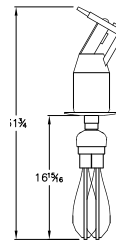
MP350 Turbo Combi



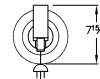
MP450 Turbo & MP450 Turbo VV



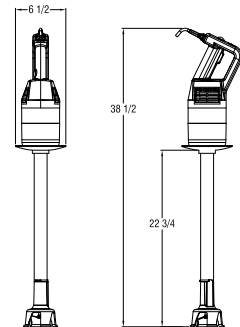
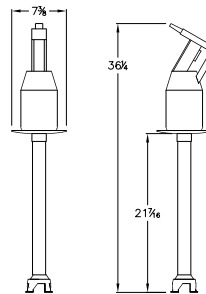
MP450 Turbo Combi



MP450 Turbo FW



MP550 Turbo



MP600 Turbo

Robot Coupe U.S.A., Inc.

P.O. Box 16625

Jackson, MS 39236-6625

1-800-824-1646

(601) 898-8411

FAX: (601) 898-9134

www.robotcoupeusa.com

e-mail: info@robotcoupeusa.com

## Distributed by: