

# ANNIVERSARIO 300 - LX 350

12" and 14" prosciutto slicers




Easy and fast breakdown for cleaning

Anniversario 300



Anniversario 300 stand



Anniversario 350 LX stand

- A masterpiece of style and ergonomics
- Classical and elegant design combined with modern technologies for the best cold cuts
- Patented motion system with no visible mechanical parts
- Clamping arm designed for precision slicing and automatic feeding of product into the blade
- Exclusive removable carriage for easy and safe cleaning

## Features

### Technical:

- Anniversario 300 is constructed from epossidic painted cast aluminum.
- Anniversario LX 350 is constructed from epossidic painted cast iron.
- Self adjusting blocking arm with stainless steel removable product pusher.
- The exceptional cutting capacity allows you to slice product without precutting.
- The sharpener assembly is made entirely from aluminum, no plastic that may break with heavy use.

### Sanitary:

- Rounded, edgeless design for a quick thorough cleaning.
- The carriage and the sharpener are quickly removable without tools.

## Specifications

### Operation:

Straight feed.

### Construction:

Anniversario 300: cast aluminum, anodized aluminum alloy.  
Anniversario LX 350: cast iron and polished, anodized aluminum alloy.

### Knife:

One piece, chromium plated.

### Sharpener:

Built-in, removable, two stone dual action.

### Slice thickness:

Up to 1/8" (3mm) adjustable with a dial type regulator.



Lateral movement with a clamping arm to slide product through



Increased space between blade and machine body

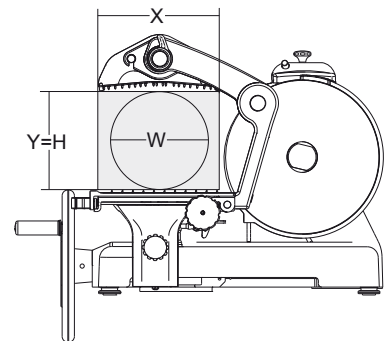
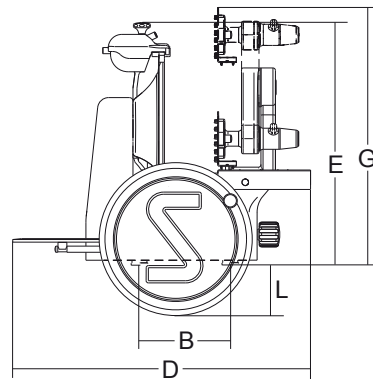
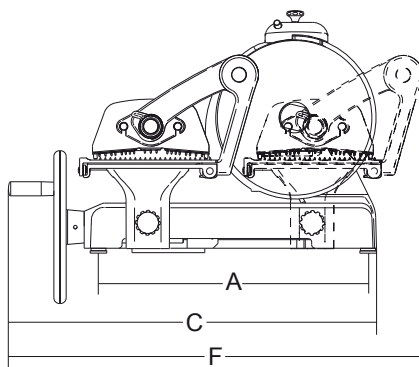


Clamping arm end weight



Carrara marble receiving tray available

**Anniversario LX 350**



	Ø Blade	Cut thickness	Carriage stroke	Hopper	A	B	C	D	E	F	G	L	X	Y	H	W	Net weight	Shipping	Gross weight
	mm/inch	inch.	inch.	inch.	inch.	inch.	inch.	inch.	inch.	inch.	inch.	inch.	inch.	inch.	inch.	inch.	lbs.	inch.	lbs.
<b>Anniversario 300</b>	300/12"	up to 1/8"	11 1/4"	10 5/8" x 11 5/8"	20 1/2"	7 1/16"	30 5/16"	24 5/8"	20 1/16"	33 11/16"	23 1/4"	3 9/16"	10 5/8"	7 7/8"	7 7/8"	7 7/8"	132	37 13/16" x 36 1/4" x 33 7/8"	172
<b>Anniversario LX 350</b>	350/14"	up to 1/8"	13 9/16"	12 5/8" x 13 3/4"	23 5/16"	7 1/16"	32 5/16"	30 11/16"	22 1/16"	35 13/16"	24 3/16"	4 3/4"	13	10 1/16"	10 1/16"	10 1/16"	158	37 13/16" x 36 1/4" x 33 7/8"	198

