



PROJECT _____

ITEM NO: _____

QUANTITY: _____

Glass Rack Storage Units (1 of 2)

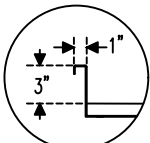
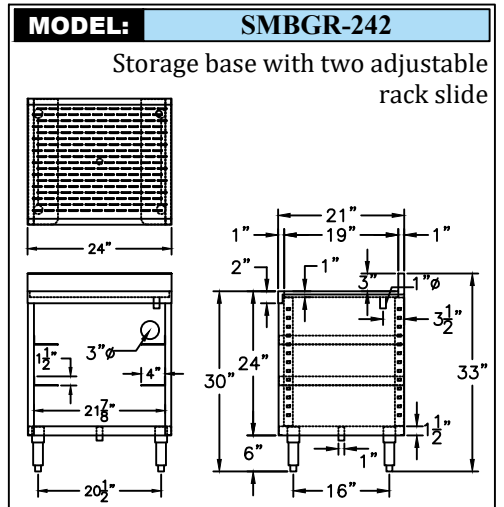
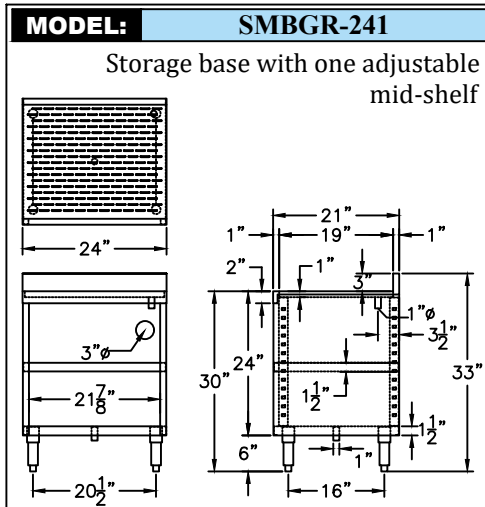
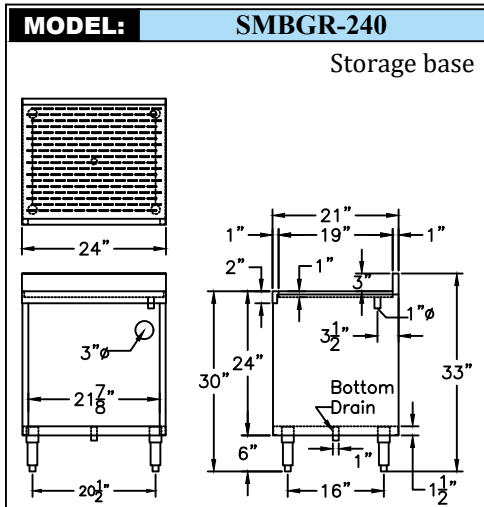

FEATURES & CONSTRUCTION:

- Corrugated top is fabricated with 1" flat front edge with 3" high flat top backplash.
- 1" L.P.S drain pipe at top and bottom.
- 3" OD hole at back panel for plumbing.
- All exposed welded areas smooth polished to brush finish sanitary #4.
- Welded Stainless Steel leg socket with two point leg fastening.

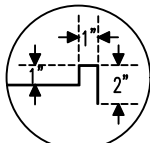
MATERIAL:

- Top: 18 Ga. stainless steel - 304
- Sides & Back: 18 Ga. stainless steel - 304
- All Shelf: 18 Ga. stainless steel - 304
- Rack Slides: 18 Ga. stainless steel - 304 (SMBG-242 only)
- Leg: 1-5/8" Stainless steel
- Bullet Feet: 1" adjustable Stainless Steel bullet feet

MODEL#	UNIT SIZE			TOP DRAIN LOCATION
	L	D	H	
SMBGR-240	24"	21"	30"	
SMBGR-241				
SMBGR-242				



1"x3" high Backplash




Square Edge Front



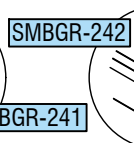
1" L.P.S Drain Pipe



Stainless Steel Bullet Feet 1" Adjustable



Stainless Steel Pilasters Allows for Adjustable Middle Shelf or Rack Slide



SMBGR-242
SMBGR-241



NSF STD.2 Certified

Specifications subject to change without notice. All dimensions are typical (Tolerance 1/2").



Rev. 06/22

SAPPHIRE MANUFACTURING
Tel: 718-543-2111
Fax: 718-543-2121

info@sapphiremanufacturing.com
WWW.SAPPHIREMANUFACTURING.COM



PROJECT _____

ITEM NO: _____

QUANTITY: _____

Glass Rack Storage Units (2 of 2)

FEATURES & CONSTRUCTION:

- Corrugated top is fabricated with 1" flat front edge with 3" high flat top backplash.
- 1" L.P.S drain pipe at top and bottom.
- 3" OD hole at back panel for plumbing.
- All exposed welded areas smooth polished to brush finish sanitary #4.
- Welded Stainless Steel leg socket with two point leg fastening.

MATERIAL:

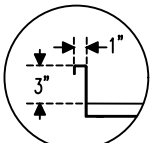
- Top: 18 Ga. stainless steel - 304
- Sides & Back: 18 Ga. stainless steel - 304
- All Shelf: 18 Ga. stainless steel - 304
- Rack Slides: 18 Ga. stainless steel - 304 (SMBG-242 only)
- Leg: 1-5/8" Stainless steel
- Bullet Feet: 1" adjustable Stainless Steel bullet feet



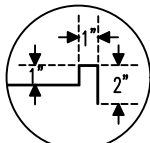
SMBGR-361

MODEL#	UNIT SIZE			TOP DRAIN LOCATION
	L	D	H	
SMBGR-301	30"	21"	30"	
SMBGR-361	36"			
SMBGR-481	48"			

MODEL: SMBGR-301	MODEL: SMBGR-361	MODEL: SMBGR-481	COMMON SIDE VIEW
			<p>Storage base with one adjustable mid-shelf</p>



1"x3" high Backplash



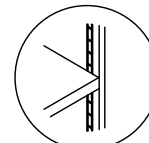
Square Edge Front



1" L.P.S Drain Pipe



Stainless Steel Bullet Feet 1" Adjustable



Stainless Steel Pilasters Allows for Adjustable Middle Shelf



NSF STD.2 Certified

Specifications subject to change without notice.

All dimensions are typical (Tolerance 1/2").



Rev. 06/22

SAPPHIRE MANUFACTURING
Tel: 718-543-2111
Fax: 718-543-2121

info@sapphiremanufacturing.com
WWW.SAPPHIREMANUFACTURING.COM