

PROJECT ITEM NO: QUANTITY: 

## Equipment Filler Table

### FEATURES & CONSTRUCTION:

- Top is fabricated with 1-1/2" rounded front edge and 1-1/2" high back splash with flat edges at both ends
- Table front edge formed with hemmed edge to provide extra rigidity and safe to touched finished.
- Reinforced table top with sound deadened hatch channels.
- Adjustable crossrails secure to leg with aluminum die cast fittings.
- All exposed welded areas smooth polished to brush finish sanitary #4.
- Welded leg socket for removable table legs.
- All tables shipped K.D. and easily assembled.



NSF Certified

### MATERIAL:

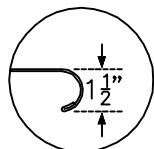
TOP: 18 Gauge Stainless Steel - 400 series

LEG: 1 5/8" Stainless Steel Tubing, Stainless Steel Leg Socket

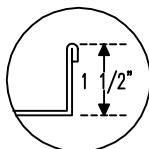
CROSSRAIL: 1" Adjustable Stainless Steel Bullet Feet.

**SMEFT-2415**

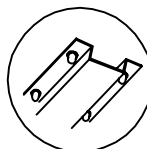
MODEL#	SIZE		
	D	L	H
<b>SMEFT-2412</b>	24"	12"	36"
<b>SMEFT-2415</b>		15"	
<b>SMEFT-2418</b>		18"	
<b>SMEFT-3012</b>	30"	12"	
<b>SMEFT-3015</b>		15"	
<b>SMEFT-3018</b>		18"	
<b>SMEFT-3612</b>	36"	12"	
<b>SMEFT-3615</b>		15"	
<b>SMEFT-3618</b>		18"	

**SMEFT-3018**

Rolled Rim Edge  
Front Reinforced  
With Hemmed Edge



1 1/2" High  
Splash Guard  
Rear And Both Side



Hatch Channel  
Supported



Aluminum Die Cast  
Fitting For Adjustable  
Crossrail



1" Adjustable  
Stainless Steel  
Bullet Feet



SAPPHIRE MANUFACTURING  
Tel: 718-543-2111  
Fax: 718-543-2121

info@sapphiremanufacturing.com  
WWW.SAPPHIREMANUFACTURING.COM

Rev. 11/16



PROJECT

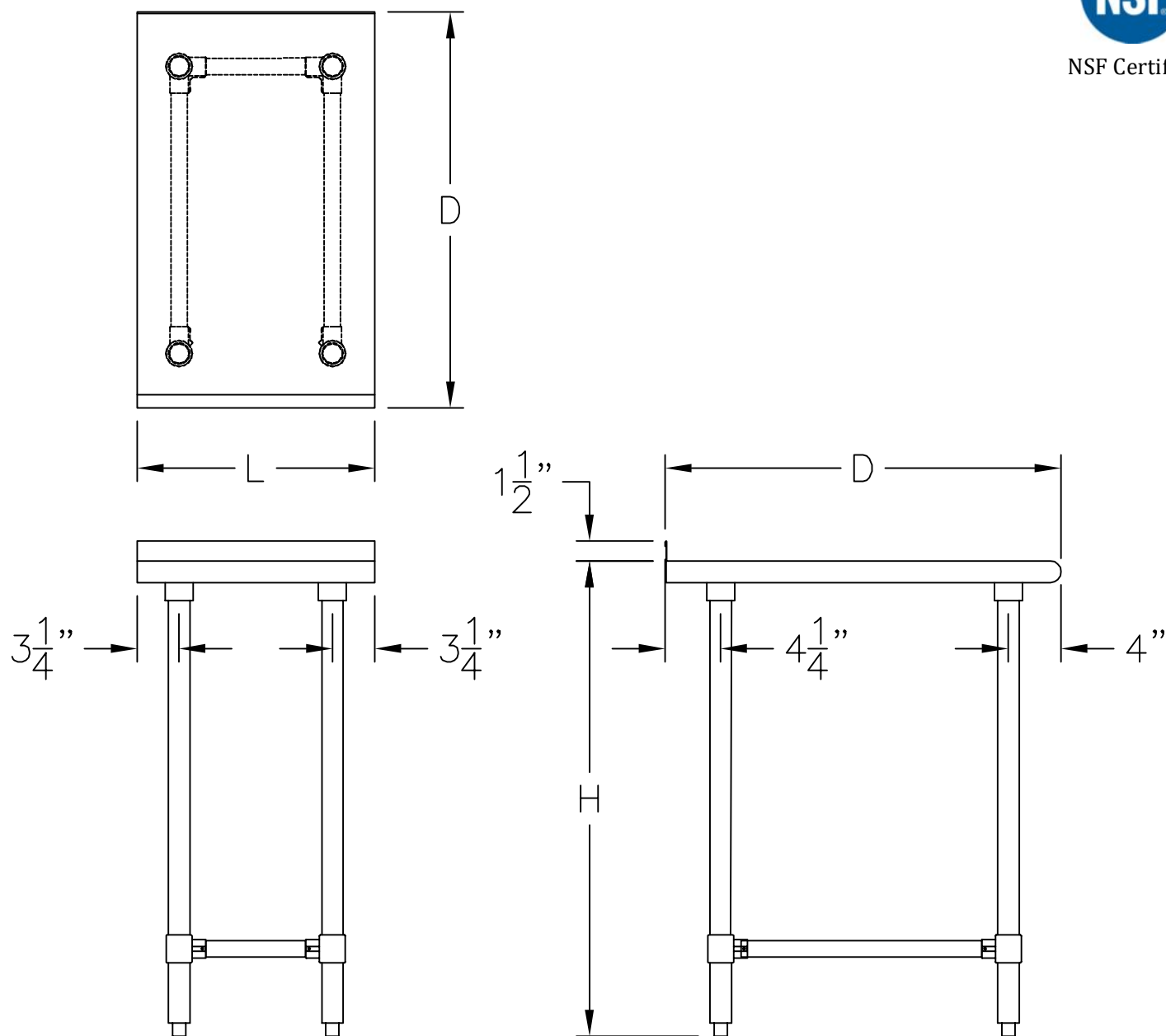
ITEM NO:

QUANTITY:

## Equipment Filler Table



NSF Certified



Specifications subject to change without notice.

All dimensions are typical (Tolerance 1/2").



SAPPHIRE MANUFACTURING  
Tel: 718-543-2111  
Fax: 718-543-2121

info@sapphiremanufacturing.com  
WWW.SAPPHIREMANUFACTURING.COM

Rev. 11/16