



PROJECT _____

ITEM NO: _____

QUANTITY: _____

Equipment Stand

Stainless Steel Undershelf Series



NSF Certified

FEATURES & CONSTRUCTION:

- Top is fabricated with 1-1/2" rounded front edges and 2" high splash guard at rear and both sides.
- Table front edge formed with hemmed edges to provide extra rigidity and safe to touched finished.
- Reinforced table top with sound deadened hatch channels.
- Adjustable undershelf secure to leg with aluminum die cast clamp.
- All exposed welded areas smooth polished to brush finish sanitary #4.
- Welded leg socket for removable table legs.
- All tables shipped K.D. and easily assembled.

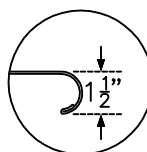
MATERIAL:

TOP: 16 Gauge Stainless Steel - 400 series
 SHELF: 18 Gauge Stainless Steel - 400 series
 LEG: 1 5/8" Stainless Steel Tubing, Stainless Steel Leg Socket
 1" Adjustable Stainless Steel Bullet Feet.

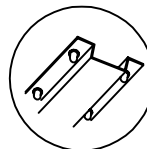


SMES-2448S

MODEL#	SIZE		
	D	L	H
SMES-2412S	24"	12"	24"
SMES-2418S		18"	
SMES-2424S		24"	
SMES-2430S		30"	
SMES-2436S		36"	
SMES-2448S		48"	
SMES-2460S		60"	
SMES-2472S		72"	
SMES-3012S	30"	12"	24"
SMES-3018S		18"	
SMES-3024S		24"	
SMES-3030S		30"	
SMES-3036S		36"	
SMES-3048S		48"	
SMES-3060S		60"	
SMES-3072S		72"	
SMES-3084S		84"	
SMES-3096S		96"	



Rolled Rim Edge
 Front And Rear
 Reinforced with
 Hemmed Edge



Hatch Channel
 Supported



Aluminum Die Cast
 Clamp For Adjustable
 Under Shelf



Stainless Steel
 Bullet Feet
 1" Adjustable



SMES-3084S



SAPPHIRE MANUFACTURING
 Tel: 718-543-2111
 Fax: 718-543-2121

Rev. 11/16

info@sapphiremanufacturing.com
 WWW.SAPPHIREMANUFACTURING.COM



PROJECT

ITEM NO:

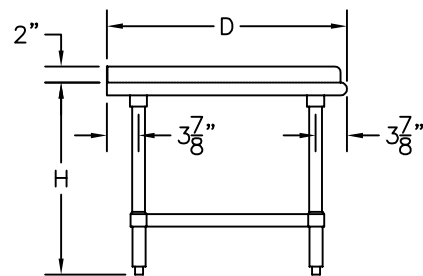
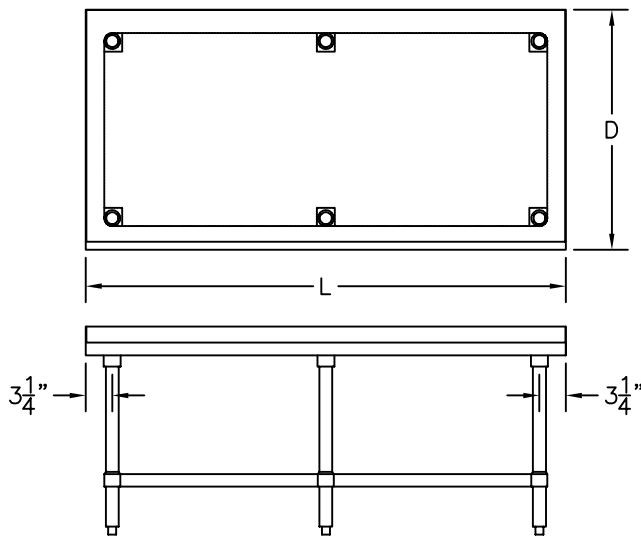
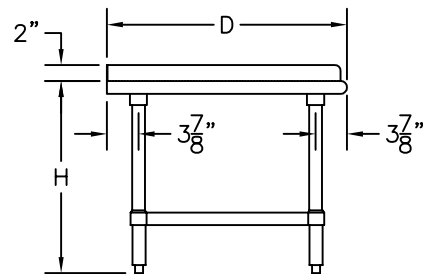
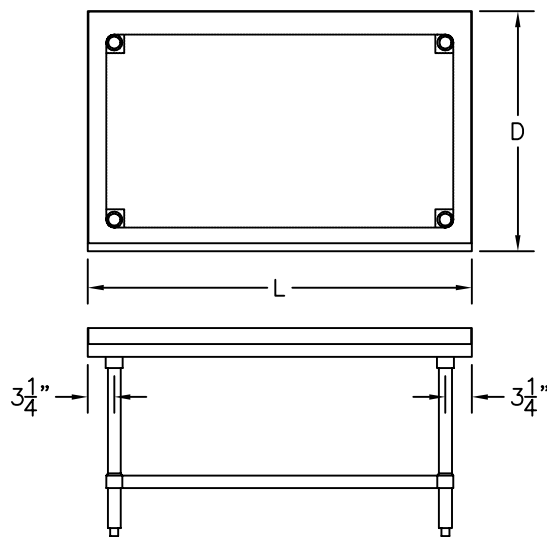
QUANTITY:

Equipment Stand

Stainless Steel Undershelf Series



NSF Certified



* 60" and longer come with 6 legs

Specifications subject to change without notice.

All dimensions are typical (Tolerance 1/2").



SAPPHIRE MANUFACTURING
Tel: 718-543-2111
Fax: 718-543-2121

info@sapphiremanufacturing.com
WWW.SAPPHIREMANUFACTURING.COM

Rev. 11/16