



PROJECT _____

ITEM NO: _____

QUANTITY: _____

Ice Bins

FEATURES & CONSTRUCTION:

- Ice bin has coved corners with 3/4" radius and insulated with polyurethane foam.
- Top is fabricated with 1-3/16" flat front edge, flat edge on both ends and 7/8" flat top with 4" backsplash.
- Two piece 18 gauge sliding lid included.
- All exposed welded areas smooth polished to brush finish sanitary #4.
- (4) Galvanized steel legs with 1" adjustable bullet feet.
- Welded galvanized steel leg sockets with two point leg fastening.
- 1" NPT male threaded drain included.
- Interior plastic bottle holder included.
- Carton box packing.
- All units shipped K.D., but easily assembled.

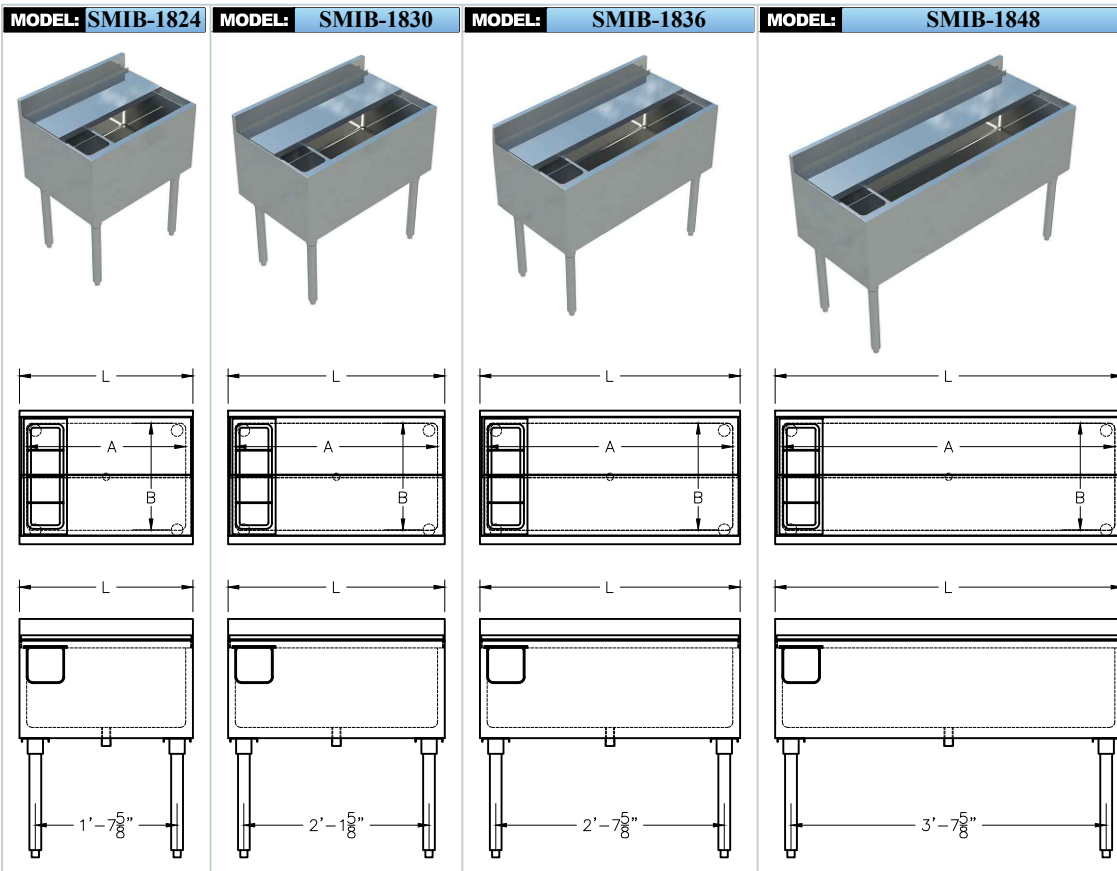
MATERIAL:

- Top & Ice Bin: 18 Ga. Stainless Steel - 304
- Exterior Bottom & Rear: 18 Ga. Stainless Steel - 304
- Apron Front & Two Sides: 18 Ga. Stainless Steel - 304
- Sliding Lid: 18 Ga. Stainless Steel - 304
- Leg: 1-5/8" Galvanized Steel Tubing
- Leg Socket: Galvanized Steel
- Bullet Feet: Plastic (1" Adjustable)

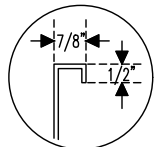
MODEL#	UNIT SIZE			BIN SIZE		
	L	D	H	A	B	C
SMIBS-1824	24"	18 1/2"	30"	22"	14 3/4"	12"
SMIBS-1830	30"			28"		
SMIBS-1836	36"			34"		
SMIBS-1848	48"			46"		



NSF STD.2
Certified



Flat Top 4" Backsplash



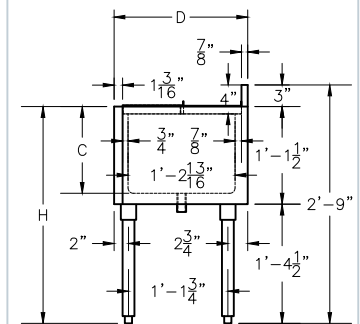
Plastic Bullet Feet
1" Adjustable



1" NPT Drain
Included



Common End View



Rev. 06/21

SAPPHIRE MANUFACTURING
Tel: 718-543-2111
Fax: 718-543-2121

info@sapphiremanufacturing.com
WWW.SAPPHIREMANUFACTURING.COM