



PROJECT

ITEM NO:

QUANTITY:

Wall Shelves With Pot Rack

FEATURES & CONSTRUCTION:

- 1 1/2" rolled rim front edge.
- 1 1/2" high back splash.
- All exposed welded areas smooth polished to brush finish sanitary #4.
- All units comes assembled.




NSF Certified

MATERIAL:


Shelf: 18 Ga. Stainless Steel - 430

Hanging Bar: 18 Ga. Stainless Steel - 430 (0.177"x2")

Pot Hooks: Stainless Steel - 304

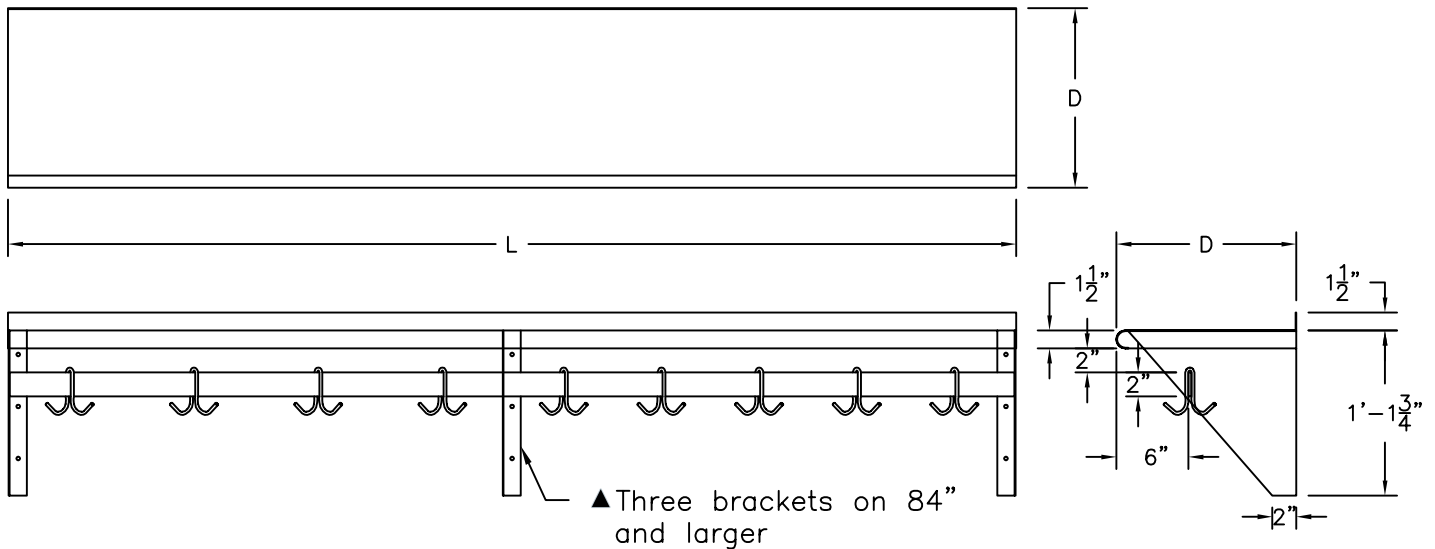


SMWP-1248



SMWP-1584

MODEL#	UNIT SIZE			HOOKS Included
	L	D	H	
SMWP-1236	36"	12"	11"	9
SMWP-1248	48"			
SMWP-1260	60"			
SMWP-1272	72"			
SMWP-1284 ▲	84"			
SMWP-1296 ▲	96"	15"	13 3/4"	
SMWP-1536	36"			
SMWP-1548	48"			
SMWP-1560	60"			
SMWP-1572	72"			
SMWP-1584 ▲	84"			
SMWP-1596 ▲	96"			



Specifications subject to change without notice. All dimensions are typical (Tolerance 1/2").



SAPPHIRE MANUFACTURING
Tel: 718-543-2111
Fax: 718-543-2121

info@sapphiremanufacturing.com
WWW.SAPPHIREMANUFACTURING.COM

Rev. 11/16