

SMART 220 - 250

9" and 10" Slicers



Conforms to UL STD. 763 and NSF Std. 08



Smart 220



- High-quality, stylish, lightweight and compact space saving design
- Superior die-cast aluminum construction
- Easy to carry for catering needs
- The only ones in their class featuring a fan-cooled motor to avoid overheating
- Safety hand guard mounted to the carriage
- The easy, fast breakdown and the increased blade and machine body gap makes cleaning a breeze

Features

Technical:

- The slide shaft is made of ground, chromed steel for a smoother operation.
- The high-quality bushings and ball bearings are self-lubricating.
- The dial thickness control cam system allows for an always precise cut.

Safety:

- A safety cover is placed under the motor and the electrical components.
- The hopper features an exclusive heavy duty plastic protection to keep operator's hand at a safe distance from the blade while operating the slicer.

Sanitary:


- Easy to clean aluminum alloy construction does not crack or stain.
- The carriage and the center plate are quickly removable without tools.

Specifications

Operation:	Gravity feed.
Construction:	Superior die-cast aluminum construction.
Knife:	One piece, chromium plated 100Cr6 forged carbon steel blade.
Sharpener:	Built-in, removable two stone dual action.
Slice thickness:	Infinitely variable up to 1/2"
Motor:	0.25 Hp (185W), belt-driven, air-cooled.
Electrical:	120V AC, 60Hz, 1.55 Amp.
Plug & Cord:	Attached, flexible, 3 wire SJT AWG 18, 6'4" long.
Switch:	On/Off button.



Smart 250



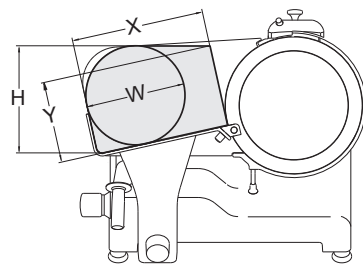
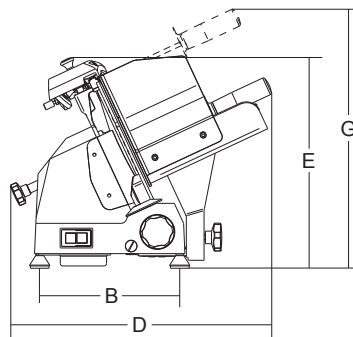
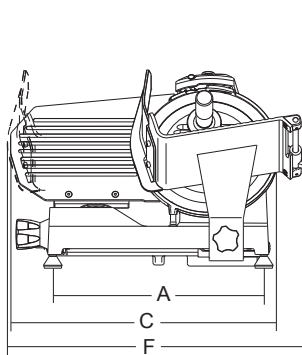
Increased gap between blade and machine body



ON / OFF button



Easy and fast breakdown for cleaning



	Ø Blade	Motor	Cut thickness	Blade rpm	Carriage stroke	Hopper	A	B	C	D	E	F	G	X	Y	H	W	Net weight	Shipping	Gross weight
	mm/inch	watt/Hp	inch.	rpm	inch.	inch.	inch.	inch.	inch.	inch.	inch.	inch.	inch.	inch.	inch.	inch.	inch.	lbs.	inch.	lbs.
Smart 220	220/9"	185-0,25	½"	408	9 5/8"	9 1/16" x 9 1/16"	15 9/16"	9 5/8"	18 7/8"	22 1/16"	14 9/16"	22 7/16"	18 11/16"	8 1/4"	5 5/16"	6 11/16"	6 9/16"	33	23 5/8" x 19 11/16" x 16 9/16"	37
Smart 250	250/10"	185-0,25	½"	335	9 5/8"	9 1/16" x 9 1/16"	15 9/16"	9 5/8"	19 11/16"	22 1/16"	14 9/16"	22 7/16"	18 11/16"	8 7/16"	5 11/16"	7 1/16"	6 11/16"	35	23 5/8" x 19 11/16" x 16 9/16"	40

